

Buckingham Township

2025 Budget



Paul Calderaio, Chairman

Maggie Rash, Vice-Chair

Jon Forest, Member



Budget Preparation



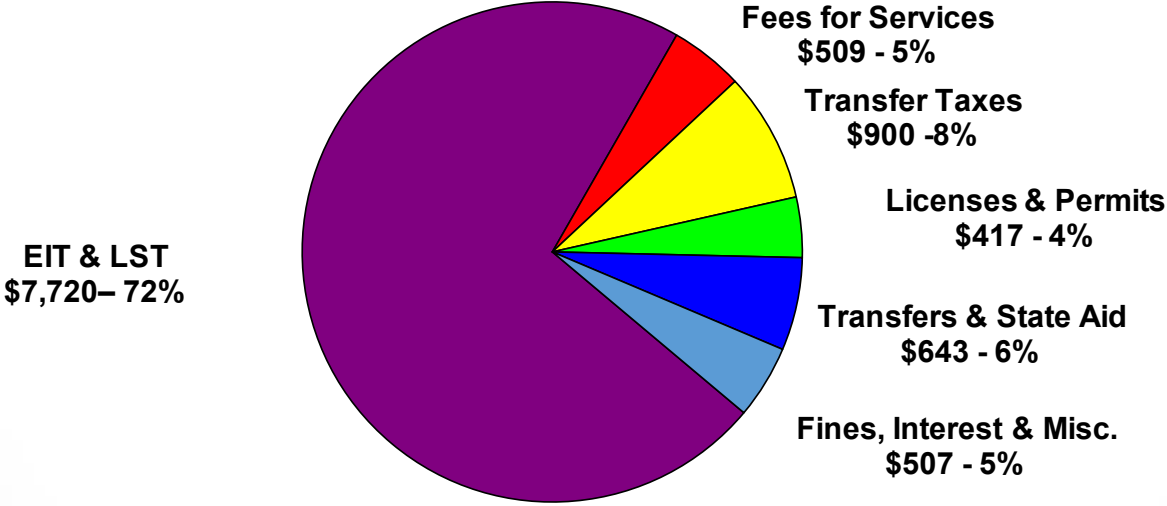
- ❑ September - October - Departmental Budget Submissions and Manager Review
- ❑ October - November - Board of Supervisors' Review
- ❑ November 13 - Presentation and Proposal of Budget
- ❑ December 11 - Hearing and Adoption of Final Budget

General Fund Budget

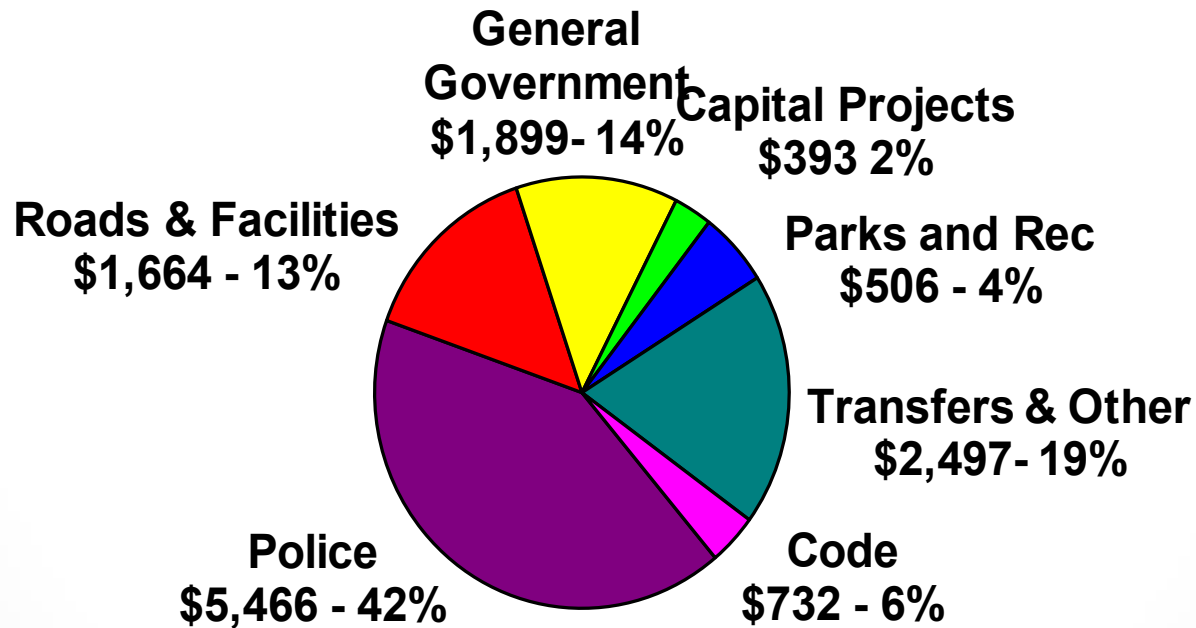


- ❑ No General Fund Millage since 1998
- ❑ Expenditures up - 4.91%
 - Departments - Admin, Police, Building & Codes, Parks and Recreation & Roads – new employees, increased police expenditures, increase in expenditures overall.
- ❑ Revenues up - 7.41%
 - As we have done every year, we have conservatively budgeted RE Transfer Tax and EIT.
 - Permit revenues were down in 2024 due to a slowing in building and renovations.
- ❑ Expenditures in excess of Revenues before transfers in the amount of \$43,300.
- ❑ Fund Balance will be a healthy \$5,133,200 at the end of 2025.

General Fund Revenues \$10,695,900



General Fund Expenditures \$13,157,200

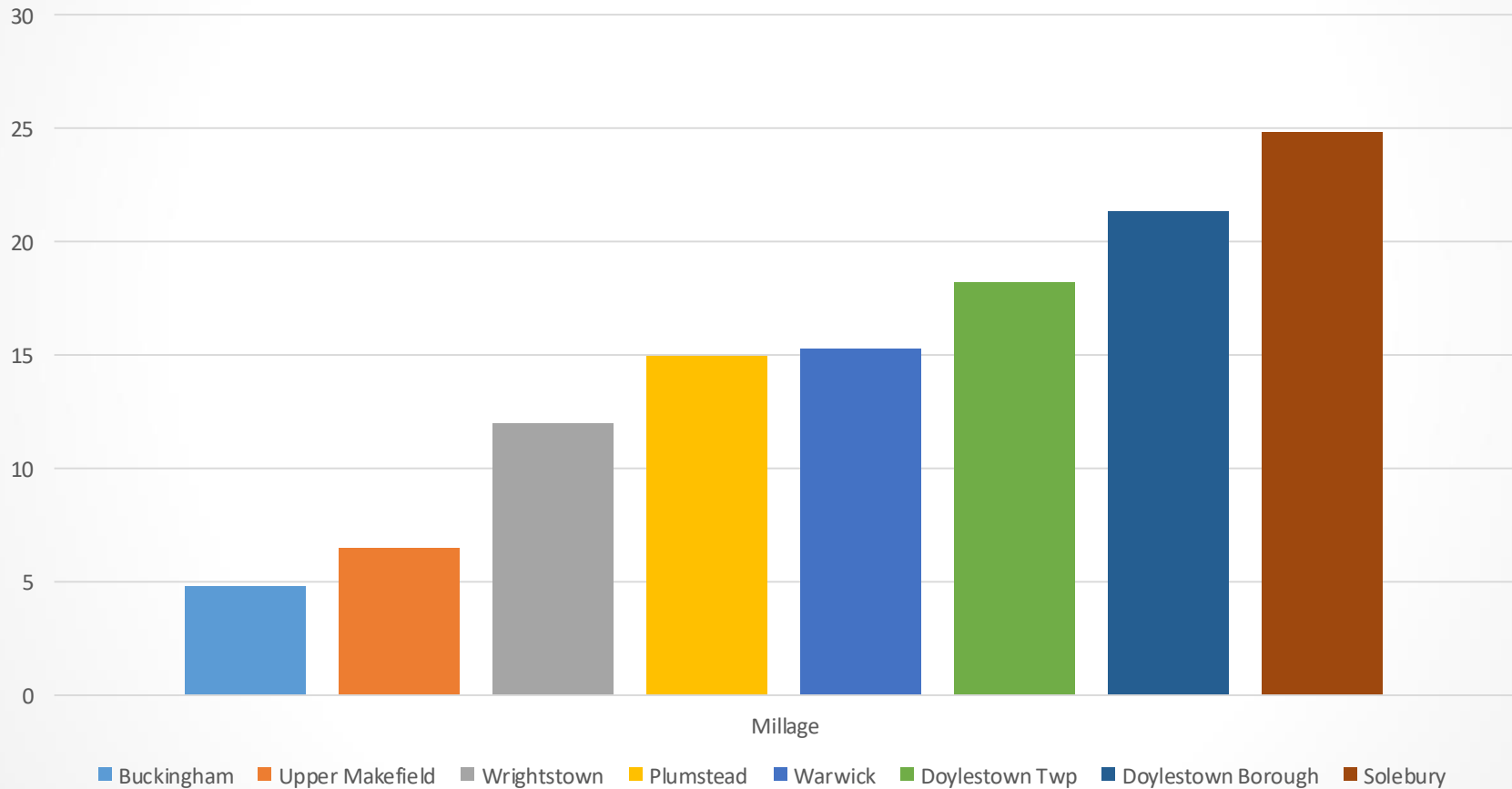


Taxes in Buckingham Township

2025 = .75 mil tax increase for Fire

- Earned Income Tax
- Transfer Tax
- Township Millage
 - No General Fund Millage
 - **Total Buckingham Township Millage 4.75 mils**
 - 3.0 mils Open Space Referendums
 - 1.50 mils Fire Companies (only increase)
 - .25 mils Emergency Services

Our Millage vs. Surrounding Municipalities*



Real Estate Tax Millage Pie

Revenues



Average Tax Bill Vs Dunkin Donuts

- Average Annual Tax Bill - \$233.99
- Average Annual cost for a small latte at Dunkin Donuts each day - \$1,277.50



Real Estate Tax Dollar



Twp. County
\$.03 \$.17

School District
\$ 80