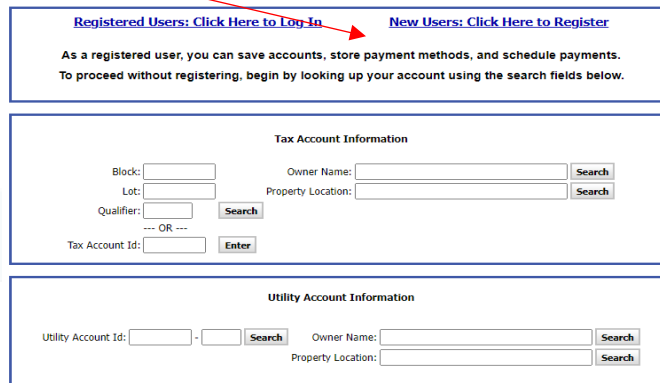


How to Become a Registered User on WIPP and Enroll in AutoPay

Step 1:

New Users: Click Here to Register



Registered Users: [Click Here to Log In](#) [New Users: Click Here to Register](#)

As a registered user, you can save accounts, store payment methods, and schedule payments. To proceed without registering, begin by looking up your account using the search fields below.

Tax Account Information

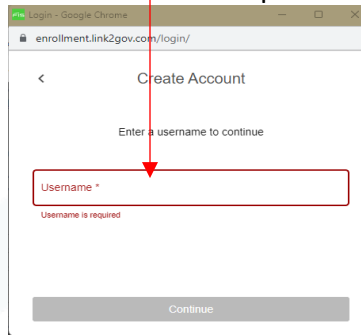
Block: Owner Name:
 Lot: Property Location:
 Qualifier:
 --- OR ---
 Tax Account Id:

Utility Account Information

Utility Account Id: - Owner Name:
 Property Location:

Step 2:

You must enter a valid email address and click continue. You will then receive a verification code to your email to complete the account creation process.



enrollment.link2gov.com/login/

Create Account

Enter a username to continue

Username *

Username is required

Continue

Step 3:

Click on Manage Billing Accounts. This will pull up a listing of all your accounts you may wish to link. Check the box beside the accounts you wish to link and then click save the selected accounts.



Billing Account Summary
 Manage Billing Accounts
 Manage Payment Methods
 Edit My Profile
 Log Out

Hello, Nicholas

Manage Billing Accounts

Find your billing account(s) using one or more of the search fields below. Enter the Name, Street Address, or the Account Id, and click Search.

Name:
 Street Address:
 Account Id:

Step 4:

You will click Manage Payment Methods and add checking account, debit/credit card and then save.



[Billing Account Summary](#)
[Manage Billing Accounts](#)
[Manage Payment Methods](#)
[Edit My Profile](#)
[Log Out](#)

Hello, Nicholas

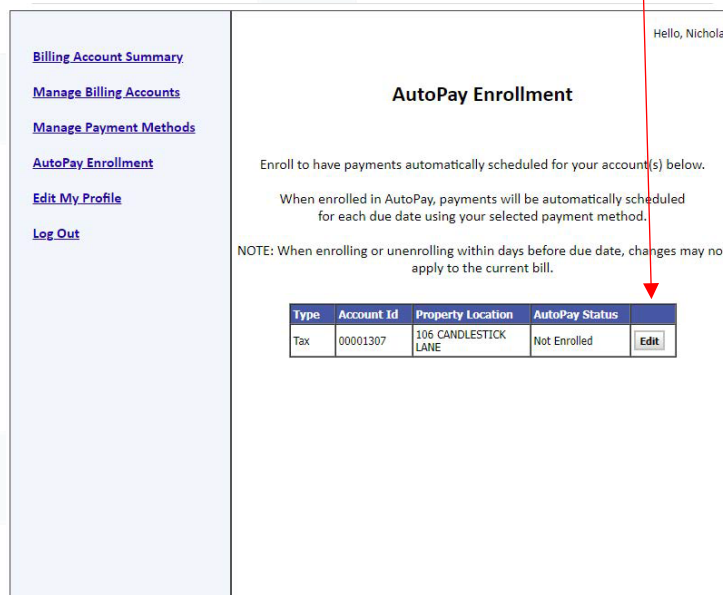
Manage Billing Accounts

Find your billing account(s) using one or more of the search fields below. Enter the Name, Street Address, or the Account Id, and click Search.

Name:
 Street Address:
 Account Id:

Step 5:

Opt into Auto Pay in their account by clicking EDIT.



[Billing Account Summary](#)
[Manage Billing Accounts](#)
[Manage Payment Methods](#)
[AutoPay Enrollment](#)
[Edit My Profile](#)
[Log Out](#)

Hello, Nicholas

AutoPay Enrollment

Enroll to have payments automatically scheduled for your account(s) below.

When enrolled in AutoPay, payments will be automatically scheduled for each due date using your selected payment method.

NOTE: When enrolling or unenrolling within days before due date, changes may not apply to the current bill.

| Type | Account Id | Property Location | AutoPay Status | |
|------|------------|----------------------|----------------|-------------------------------------|
| Tax | 00001307 | 106 CANDLESTICK LANE | Not Enrolled | <input type="button" value="Edit"/> |

